

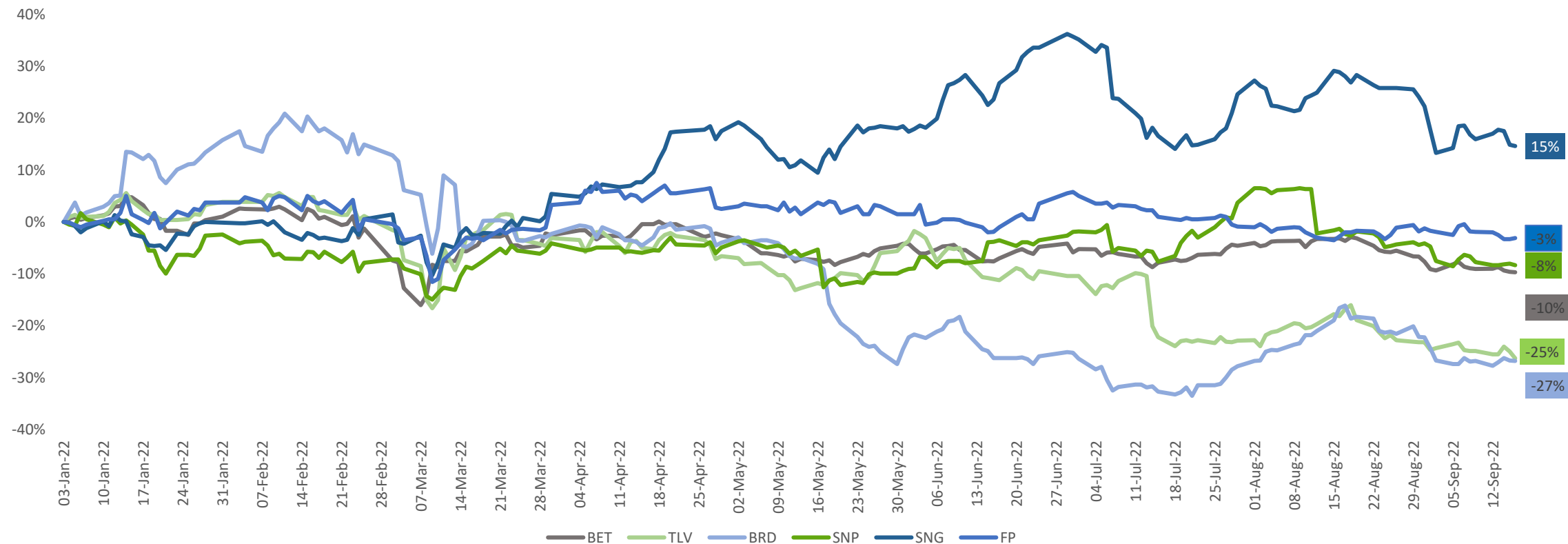
Companie	Simbol	PN S1 2022	Δ PN	CA S1 2022	CA S1 2021	Δ CA	EBITDA S1 2022	ΔEBITDA	CP S1 2022	Multiplii de piata					
										EPS	Price	P/E	P/B	P/S	EV/EBITDA
Alro	ALR	14,691,000	-	2,136,313,000	1,537,911,000	39%	219,584,000	52%	1,148,754,000	0.17	1.43	8.38	0.89	1.69	6.29
Aquila Part Prod Com	AQ	32,421,241	74%	960,913,551	870,944,776	10%	60,728,588	16%	462,819,668	0.07	0.65	9.19	1.68	0.39	7.31
Bursa de Valori Bucuresti	BVB	8,760,000	241%	30,470,000	20,930,000	46%	10,465,292	189%	145,127,959	1.43	29.20	20.47	1.62	4.25	18.30
Conpet	COTE	34,109,000	25%	233,158,000	206,667,000	13%	62,933,000	12%	647,230,567	6.78	67.40	9.94	0.90	1.20	4.50
Digi Communications N.V. (EUR)	DIGI	415,754,000	927%	731,057,000	608,829,000	20%	244,739,000	-3%	599,062,000	4.41	7.72	1.75	1.29	0.48	4.77
MedLife	M	45,646,967	-36%	860,395,896	679,652,076	27%	144,697,751	-7%	432,255,373	0.70	19.98	28.68	6.14	1.47	13.12
Nuclearelectrica	SNN	1,220,792,000	217%	3,089,082,000	1,339,580,000	131%	1,707,899,000	133%	8,990,128,000	6.20	47.95	7.73	1.61	2.98	5.12
OMV Petrom	SNP	4,646,050,000	374%	25,580,650,000	10,125,520,000	153%	7,320,640,000	153%	36,908,390,000	0.12	0.48	4.19	0.74	0.66	2.81
One United Properties	ONE	347,805,834	136%	386,763,374	332,758,053	16%	392,661,759	107%	2,121,178,433	0.26	1.25	4.90	1.64	4.59	5.44
Purcari Wineries PLC	WINE	20,877,116	2%	123,880,051	106,530,849	16%	38,623,322	10%	263,215,432	1.29	9.09	7.03	1.39	1.37	8.16
S.N.G.N. Romgaz	SNG	1,725,900,000	127%	7,496,049,000	2,250,031,000	233%	2,182,700,000	84%	9,276,246	7.47	47.75	6.39	1.98	1.66	5.00
Societatea Energetica Electrica	EL	-175,498,000	-	4,628,791,000	3,260,073,000	42%	101,263,000	-72%	4,633,600,000	-2.32	8.42	-	0.63	0.34	-24.73
Sphera Franchise Group	SFG	-8,706,000	-	606,024,000	444,544,000	36%	21,234,000	-31%	88,275,000	0.12	13.10	106.49	5.76	0.44	5.88
TeraPlast	TRP	23,589,332	-92%	373,691,113	272,903,026	37%	35,761,995	-16%	305,303,586	-0.02	0.63	-	4.48	1.86	25.32
Transelectrica	TEL	31,611,000	-68%	1,084,270,000	933,820,000	16%	176,670,000	-29%	3,423,023,000	-8.45	18.60	-	0.40	0.19	-38.71
Transgaz	TGN	177,278,000	33%	1,643,676,000	1,249,842,000	32%	243,570,000	-15%	3,882,719,000	18.75	242.50	12.93	0.74	1.62	14.95
Transport Trade Services	TTS	61,315,917	125%	402,394,427	273,938,626	47%	106,906,595	73%	593,045,629	1.67	11.24	6.72	1.14	0.93	4.34
Banca Transilvania	TLV	1,046,479,000	3%	2,031,396,000	1,529,015,000	33%	1,389,755,000	16%	9,976,198,000	2.90	21.00	7.23	1.49	4.08	38.19
BRD - Groupe Societe Generale	BRD	616,771,000	-1%	1,641,519,000	1,526,105,000	8%	901,926,000	8%	5,971,459,000	1.88	13.92	7.41	1.62	3.00	21.04
Fondul Proprietatea	FP	4,129,747,178	129%	4,207,034,127	1,855,919,370	127%	4,132,626,152	129%	16,327,278,336	1.14	1.94	1.70	0.76	1.67	1.70

Sursa: analiza Tradeville, rapoarte societati

Pretul pentru calculul multiplilor este pretul de inchidere din 15.09.2022

*Multiplii sunt calculati utilizand preturile de inchidere din ziua de tranzactionare anterioara publicarii raportului, folosind rezultatele pentru ultimele 4 trimestre (LTM)

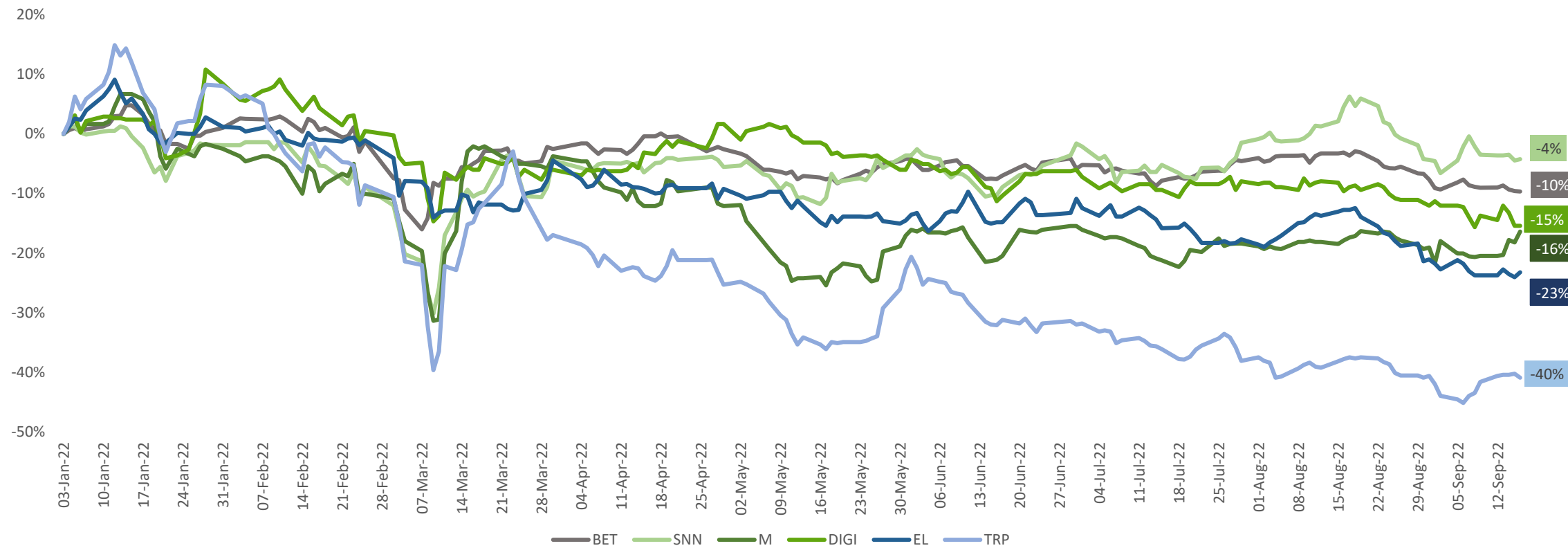




YTD = randamentul realizat de la inceputul anului curent (in perioada 3.01.2022– 15.09.2022)

Sursa: analiza Tradeville, platforma Infront

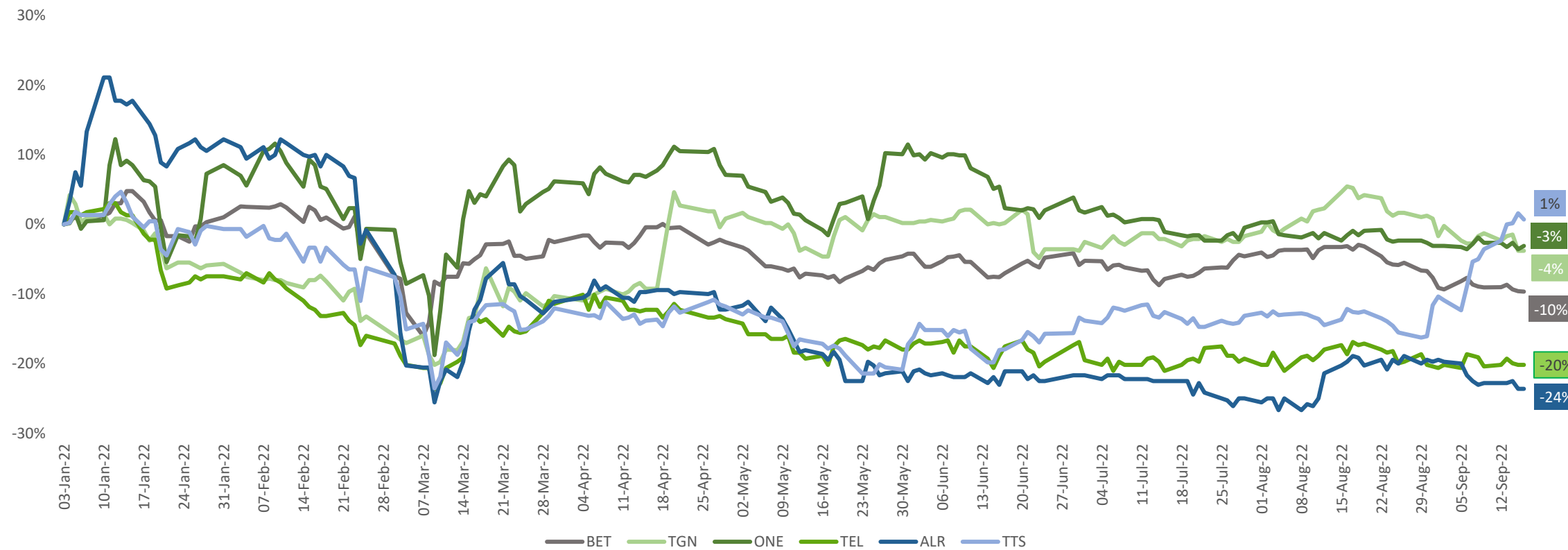




YTD = randamentul realizat de la inceputul anului curent (in perioada 3.01.2022– 15.09.2022)

Sursa: analiza Tradeville, platforma Infront

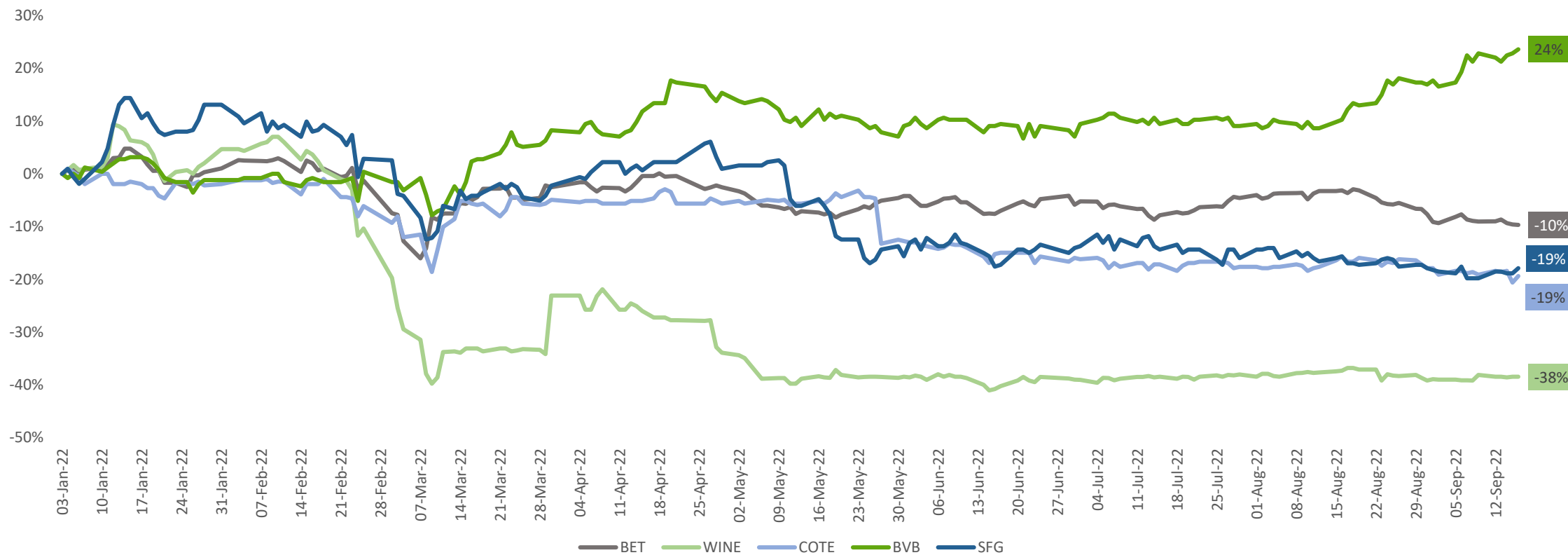




YTD = randamentul realizat de la inceputul anului curent (in perioada 3.01.2022– 15.09.2022)

Sursa: analiza Tradeville, platforma Infront





YTD = randamentul realizat de la inceputul anului curent (in perioada 3.01.2022– 15.09.2022)

Sursa: analiza Tradeville, platforma Infront



E-mail departament Analiza: analysts@tradeville.ro

Legenda:

"PN" – Profit net
"CA" – Cifra de afaceri
"EBITDA" – Earnings Before Interest, Taxes, Depreciation and Amortization
"CP" – Capitaluri proprii
"EPS" – Earnings per share
"P/E" – Price to earnings
"P/B" – Price to book value
"P/S" – Price to sales
"EV/EBITDA" – Enterprise Value to EBITDA
**Multiplii sunt calculati utilizand preturile de inchidere din 15 septembrie 2022.*

SSIF TradeVille S.A.

Adresa: Calea Vitan nr.6A, Bl. B, Tronson B cladirea Phoenix Tower, Et. 3
Sec. 3, Bucuresti
031296, Romania
Telefon: 0040 21 318 75 55
Fax: 0040 21 318 75 57
E-mail: help@tradeville.ro
Web: www.tradeville.ro

DE CE IUBESC TRADEVILLE

Investitia in instrumente financiare presupune riscuri specifice ([citeste](#)). Performantele anterioare nu reprezinta un indicator fiabil al performantei viitoare ([citeste](#)). Nu exista instrument financiar fara risc ([citeste](#)). Calea Vitan nr. 6A, Bl. B, Tronson B, et. 3, Bucuresti, +40 21 318 75 55, help@tradeville.ro. Autorizatia CNVM 2225/15.07.2003, Agentie Brasov ([citeste](#)).

